

# FULTON COUNTY, GEORGIA

March 2016 FINANCIAL RESULTS

Unaudited, Cash Basis



The Board of Commissioners and County Manager have categorized County efforts into six strategic areas. These priority areas are dedicated to achieving the major goals for Fulton County Government. The Office of Strategy and Performance Management oversees establishment of key performance measures for these areas to ensure our performance is continually striving upward.

### All People are Safe



Fulton residents expect to be safe at home and work in their communities. This goal includes the justice system – from courts to jails to process cases in a fair and timely manner. These efforts also require Police and Fire rescue services in unincorporated areas to be efficient and effective, and community focused

### All People are Healthy



Creating a healthy community depends on three key factors. Healthy behaviours, the availability and quality of health care, and the environment in which we live all contribute to a healthy population. This goal includes efforts by the County's health department, various agreements under federal and state grants for health care, our subsidy to Grady Hospital, clean drinking water and sewerage treatment services, and quality of served food.

### All People are Self-Sufficient



For most adults and families, self-sufficiency means being able to meet their basic needs without any public or private assistance. Our Senior Citizen services and various human service programs all contribute to a safe space where the most vulnerable populations can receive the care and community support they need.



# Priority Areas Continued

## All People have Economic Opportunities



Fulton County plays an important role in creating the right environment to stimulate economic growth and develop an able workforce. Economic Development and transportation planning are devoted to fostering smart growth, while zoning, permitting, inspecting in unincorporated areas ensure planned growth in accordance with sound policies. Human services aimed to lifting economic opportunities throughout the County also increase the employable workforce

## All People's Lives are Culturally and Recreationally Enriched



Arts and cultural organizations, libraries, parks, and recreational facilities have positive economic, social, and quality of life impacts on a community.

## All People Trust Government is Efficient, Effective and Fiscally Sound



In order to deliver on the citizen-centric priorities above, Fulton County government must recruit and develop a competent, engaged workforce and maintain a collection of facilities, equipment and technology in a way that enables high performance. These services consist of supporting agencies and administration, along with payments on existing County obligations for growth and expansion.



	FY2015 ACTUAL RESULTS	FY2016 FINAL BUDGET
Millage Rate	10.5 MILLS	10.5 MILLS
Revenue	\$618.8M	\$617.3M
Expenditures	\$590.5 M	\$669.2 M
Revenue/Expenditures Diff	\$28.3 M	-\$51.9 M
Beginning Fund Balance	\$127.4 M	\$155.6 M
Ending Fund Balance	\$155.6 M	\$103.8 M

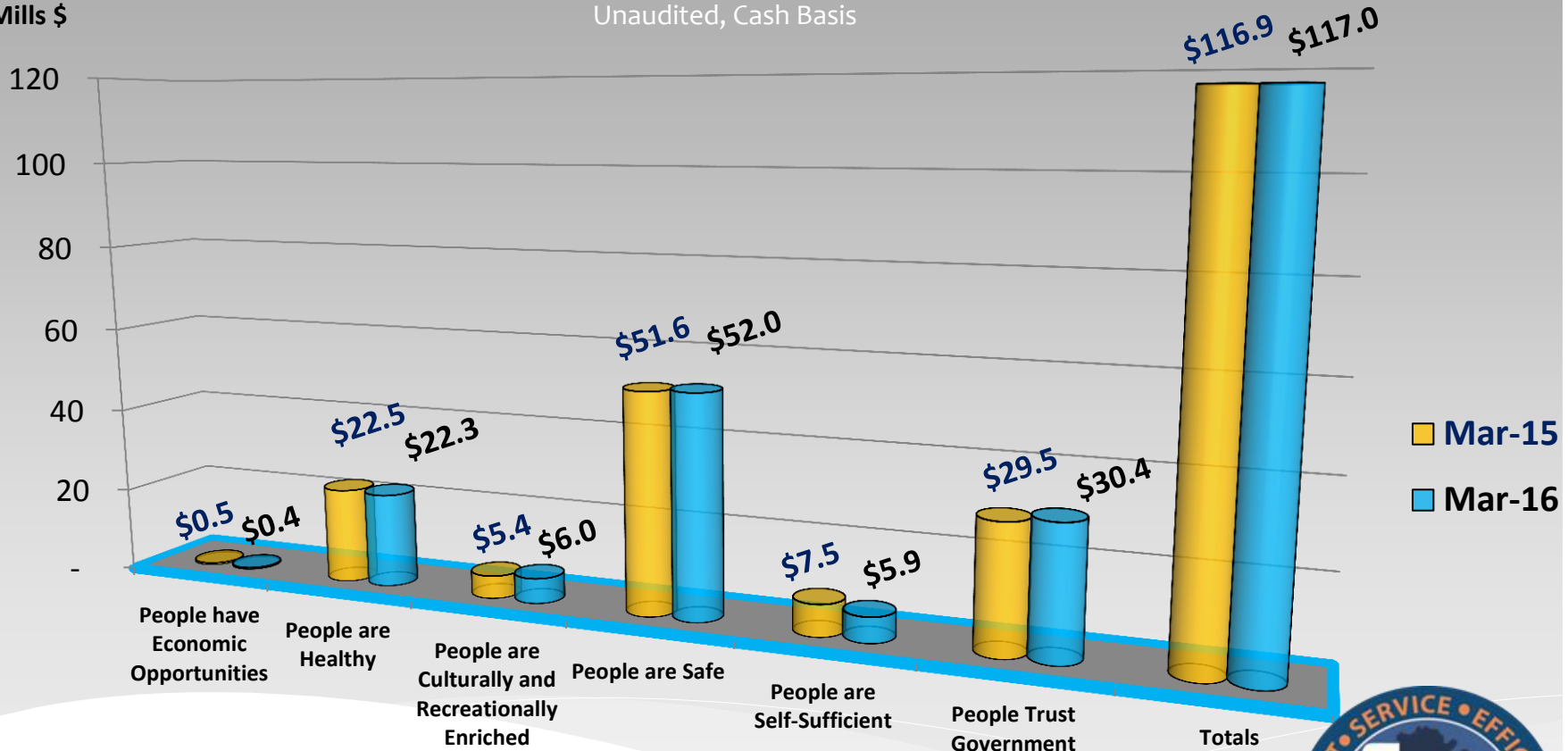
## General Fund 2015 Actual Results vs. 2016 Budget



# Actual Spending by Strategic Areas-General Fund March YTD

In Mills \$

Unaudited, Cash Basis

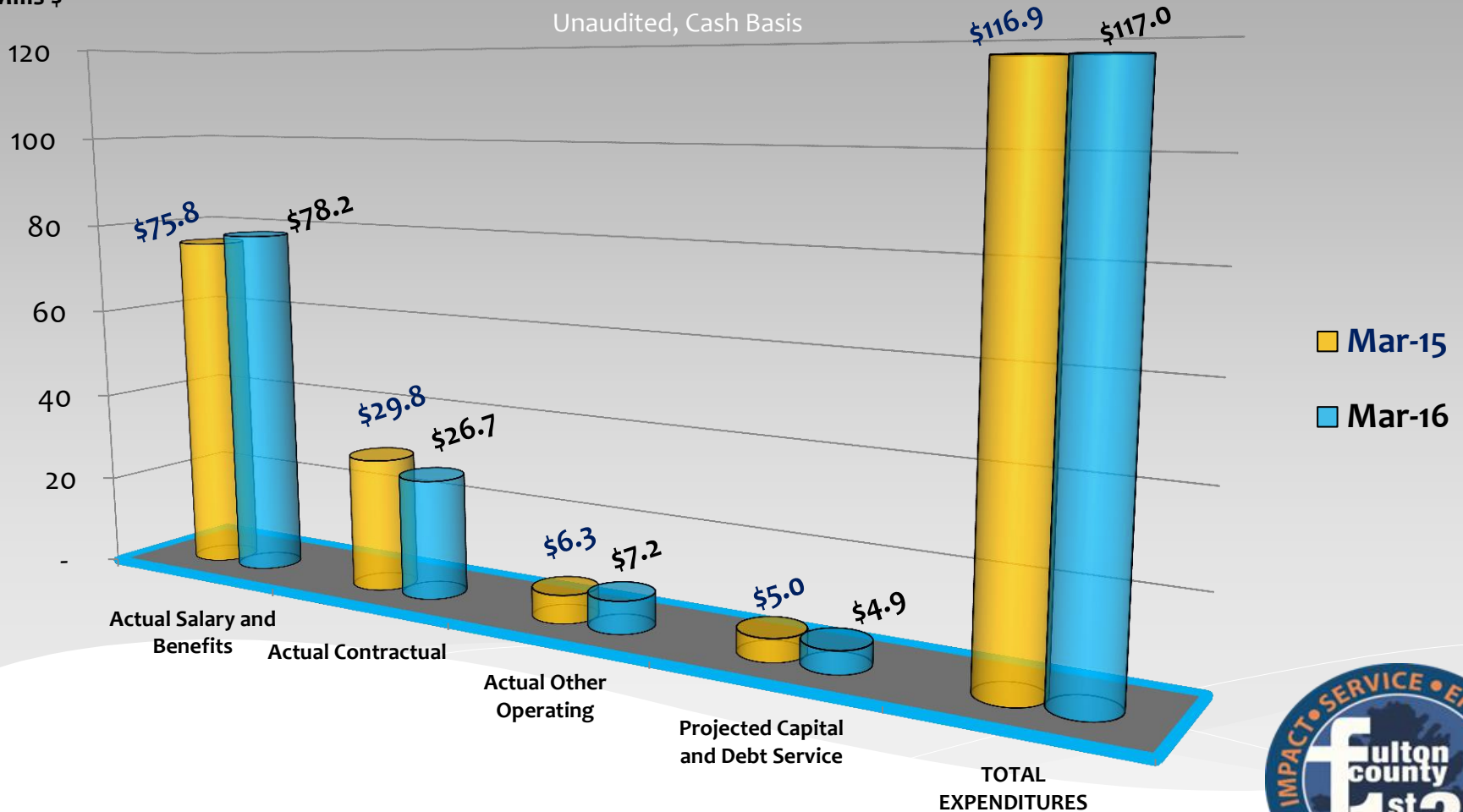


# General Fund Expenditures

## March YTD 2016

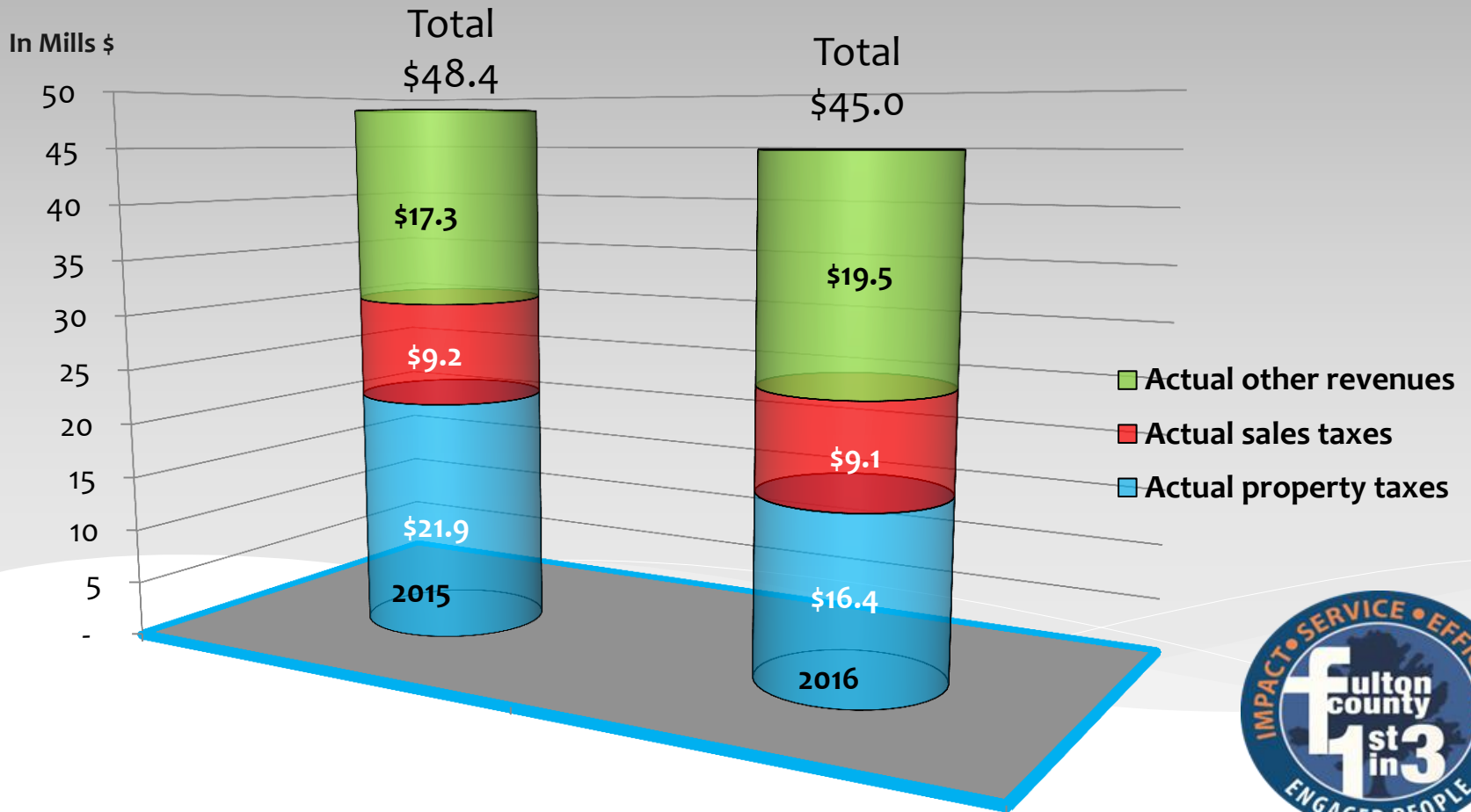
In Mills \$

Unaudited, Cash Basis



# General Fund Revenue Summary March YTD 2016

Unaudited, Cash Basis



# General Fund Revenue Discussion March 2016

Total General Fund revenue collections as of the end of March 2016 were lower than March 2015 by approximately \$3.4 million, primarily due to the effect of lower prior year property tax collections. Sales tax revenues were virtually consistent with last year's collection rate for the same period, as was collections on motor vehicle taxes. All other categories are very consistent with 2015 collection patterns as of March 31.





	FY2015 ACTUAL RESULTS	FY2016 FINAL BUDGET
Millage Rate	11.579	11.579
Revenue	\$49.7 M	\$49.5 M
Expenditures	\$46.5 M	\$55.1 M
Revenue/Expenditures	\$3.23 M	-\$5.6 M
Beginning Fund Balance	\$5.09 M	\$8.32 M
Ending Fund Balance	\$8.32 M	\$2.69 M

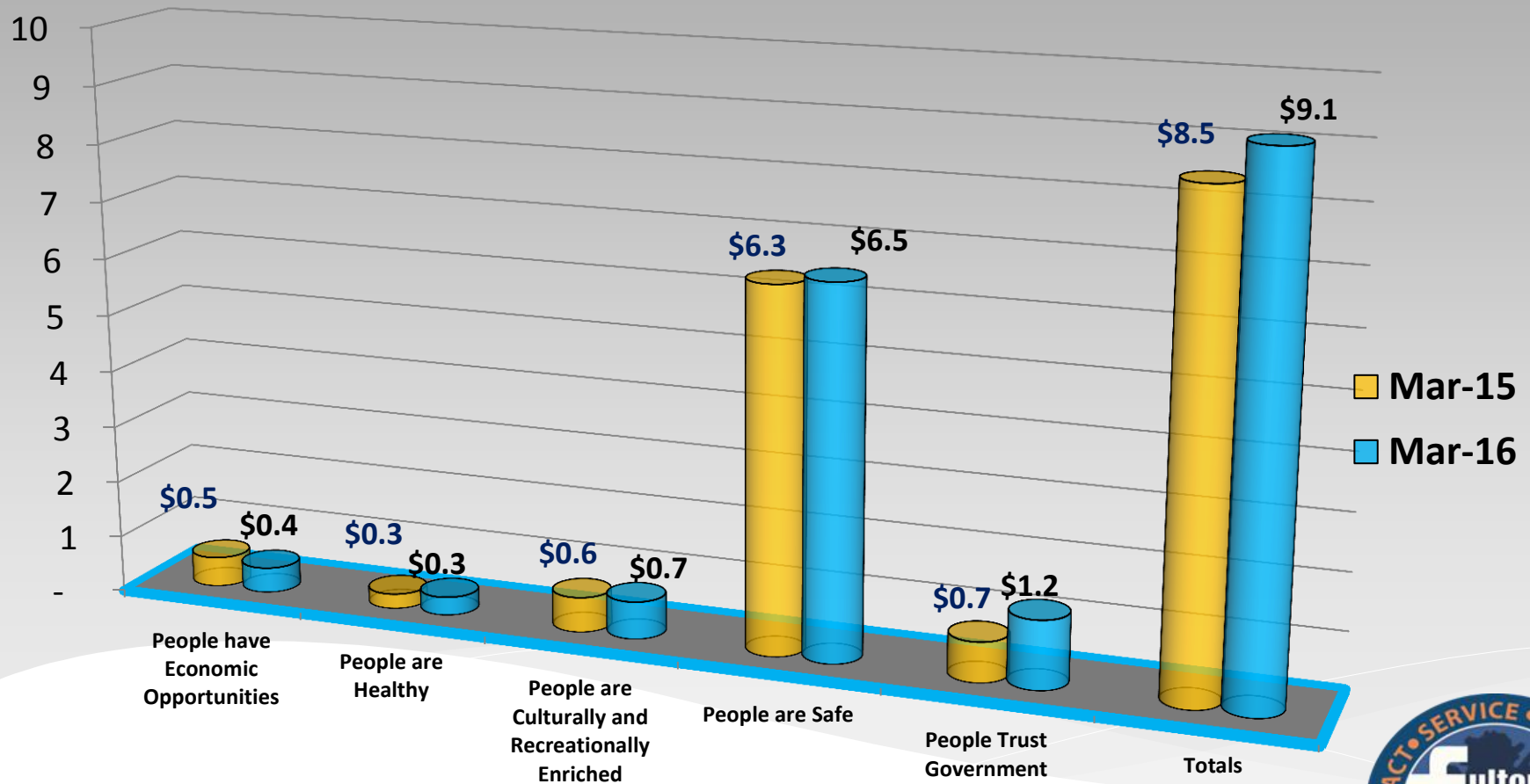
## South Fulton 2015 Actual Results vs. 2016 Budget



# South Fulton Strategic Spending March YTD 2016

In Mils\$

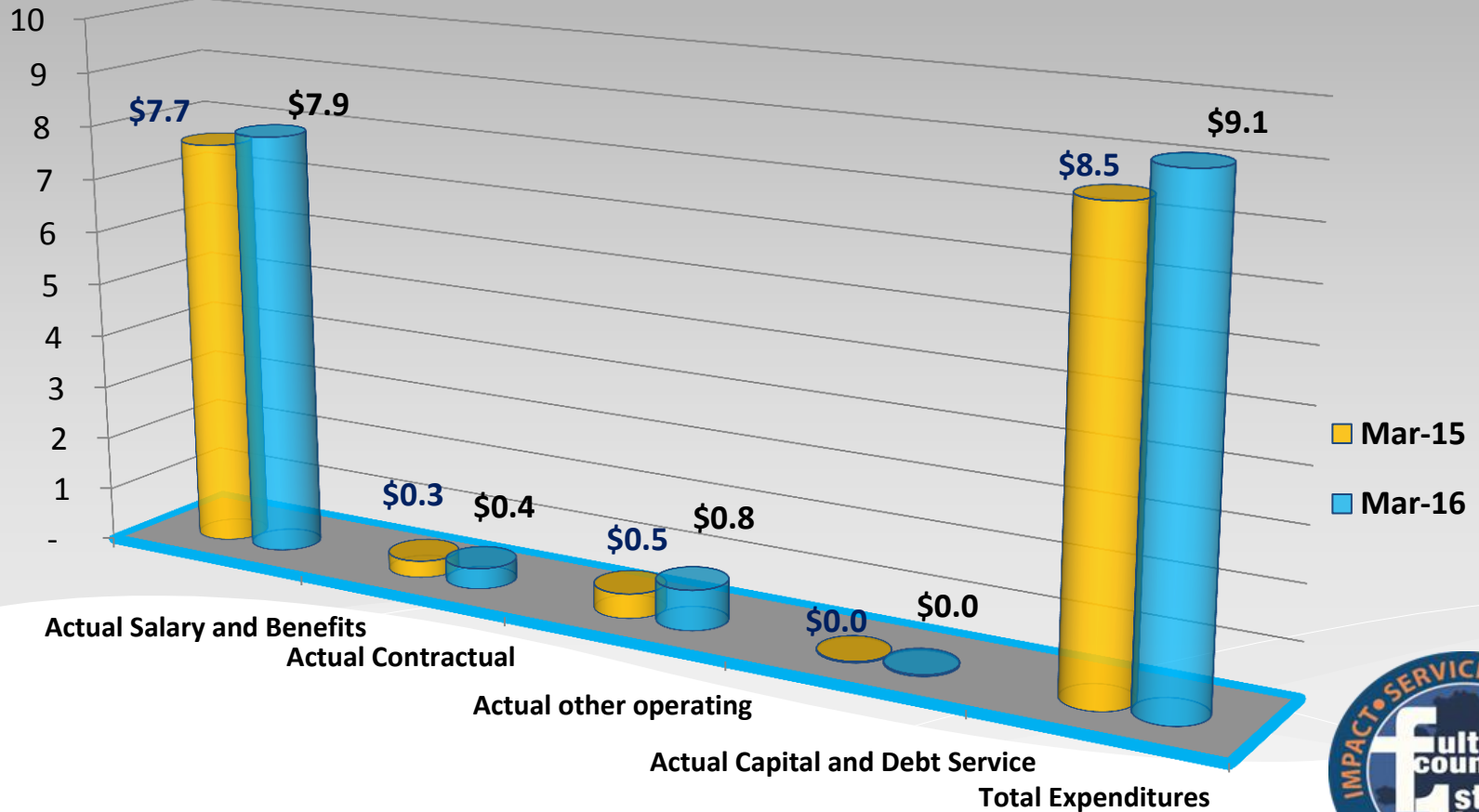
Unaudited, Cash Basis



# South Fulton Expenditures March YTD 2016

Unaudited, Cash Basis

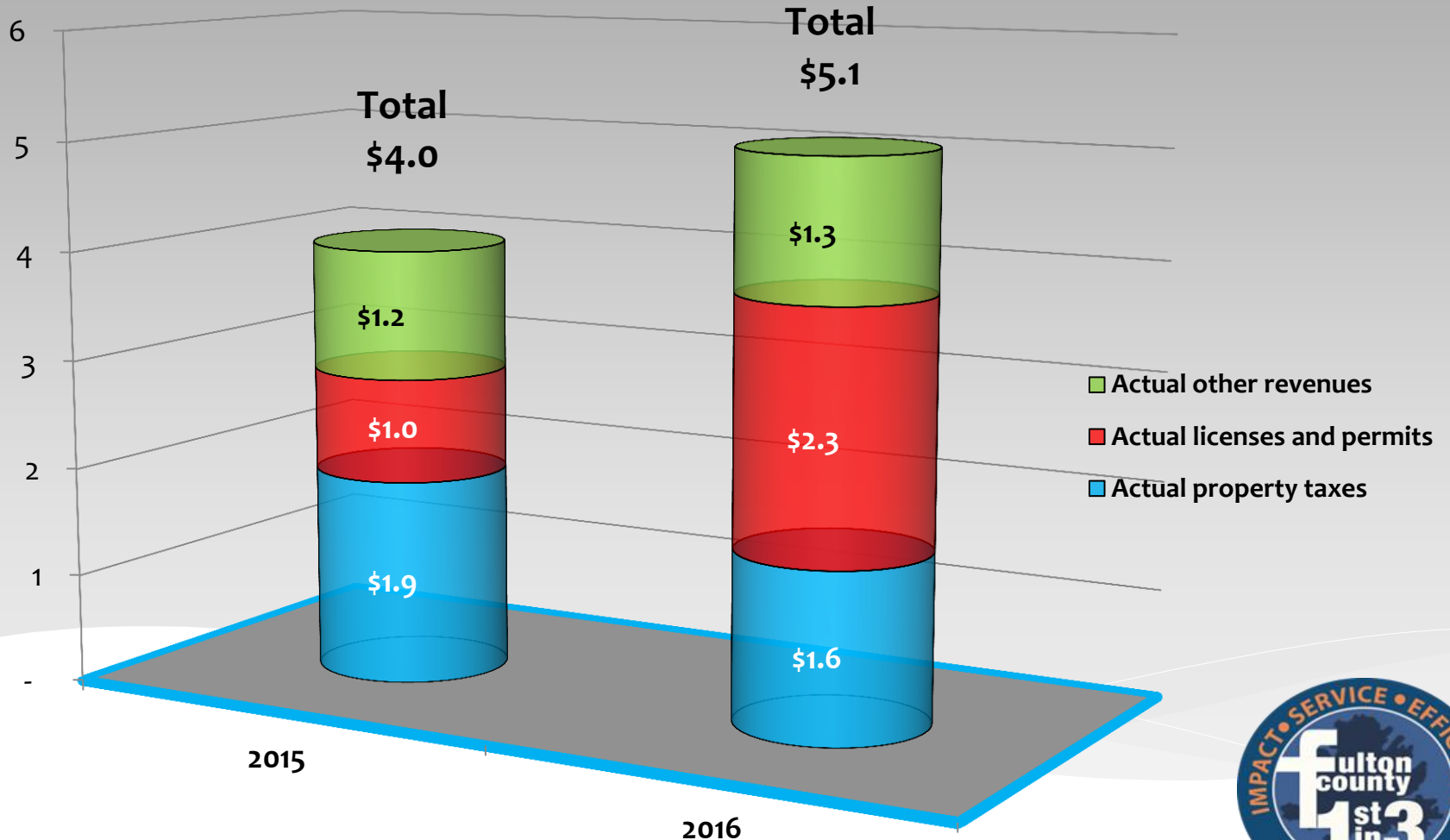
In Mills \$



# Revenue Summary – South Fulton March YTD 2016

Unaudited, Cash Basis

In Mills \$



# South Fulton Revenue Discussion March 2016

First quarter revenues are up by 1 million dollars compared to same period last year driven by higher licenses, permits, excise taxes and cable fee collections. Property taxes are lower by 320 thousand compared to end of 1<sup>st</sup> quarter 2015, but business license revenues are higher than 2015 by \$1.3 million. Other revenues categories are relatively consistent with last year's 1<sup>st</sup> quarter results.

Property tax collection rate utilized for budgeted revenues remains at 94% of billings, but could slightly change based on actual results.

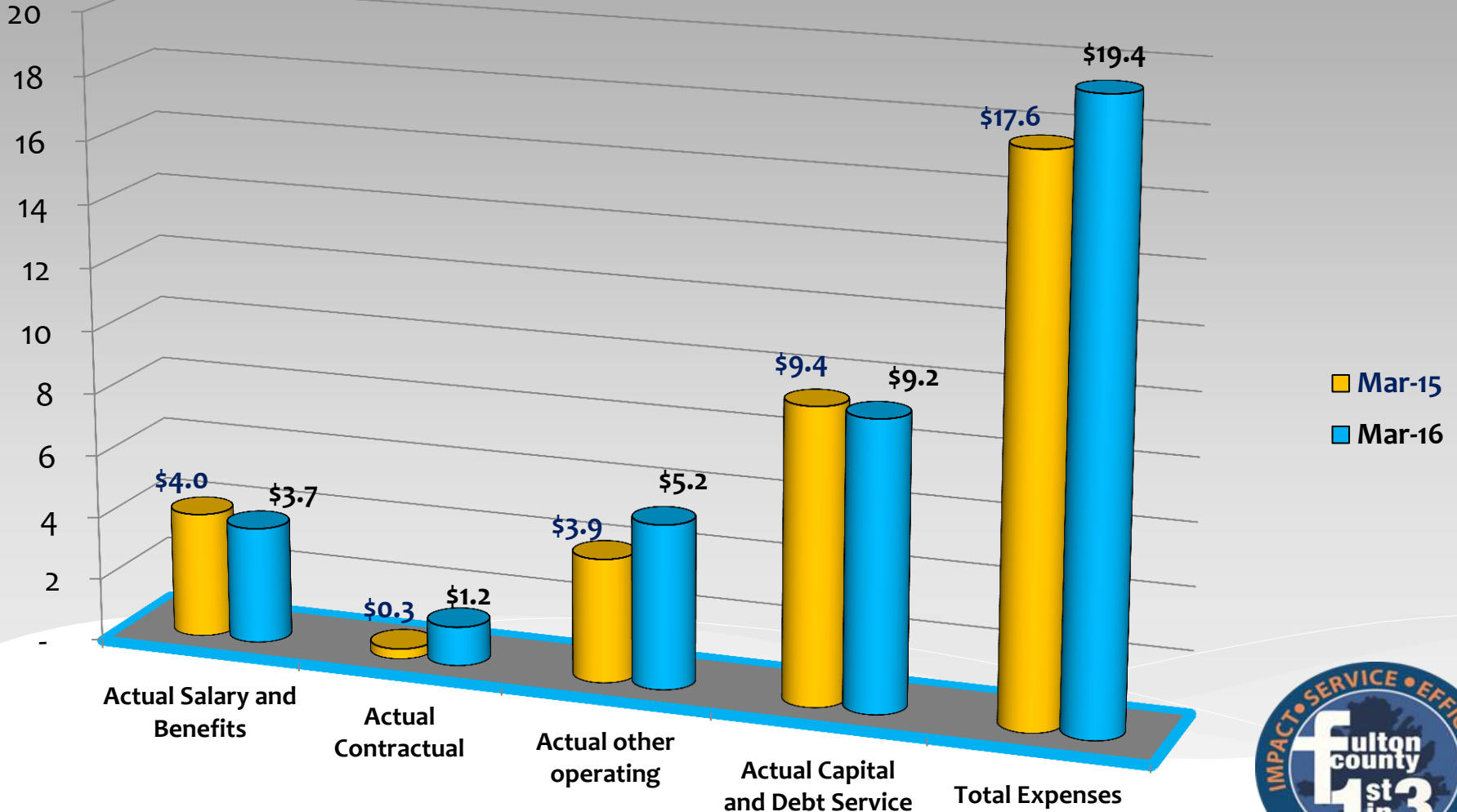
Insurance Premium taxes are collected once a year in November.



# Water and Sewer Expenditures March YTD 2016

Unaudited, Cash Basis

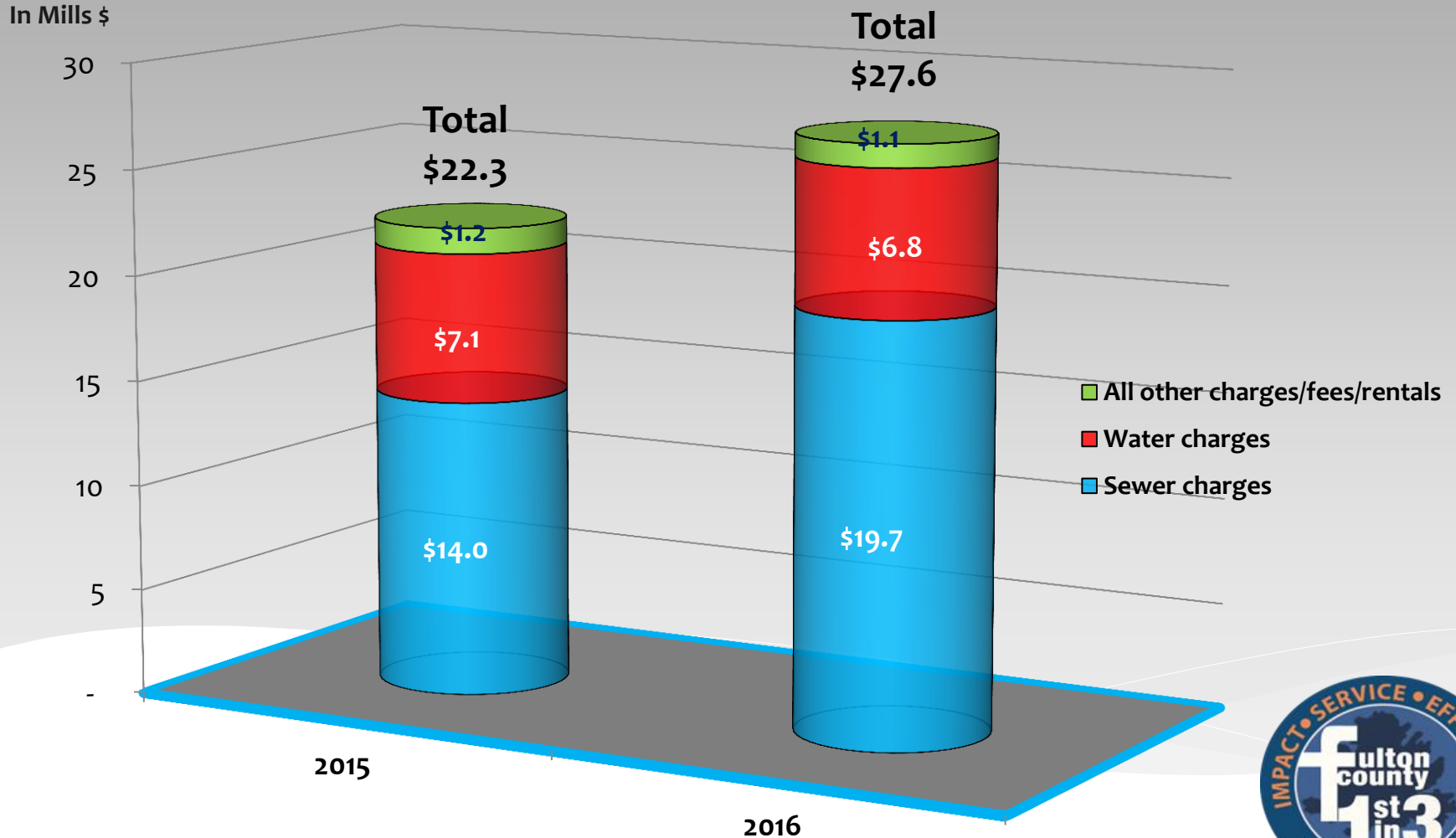
In Mills \$



# Water and Sewer Revenues

## March YTD 2016

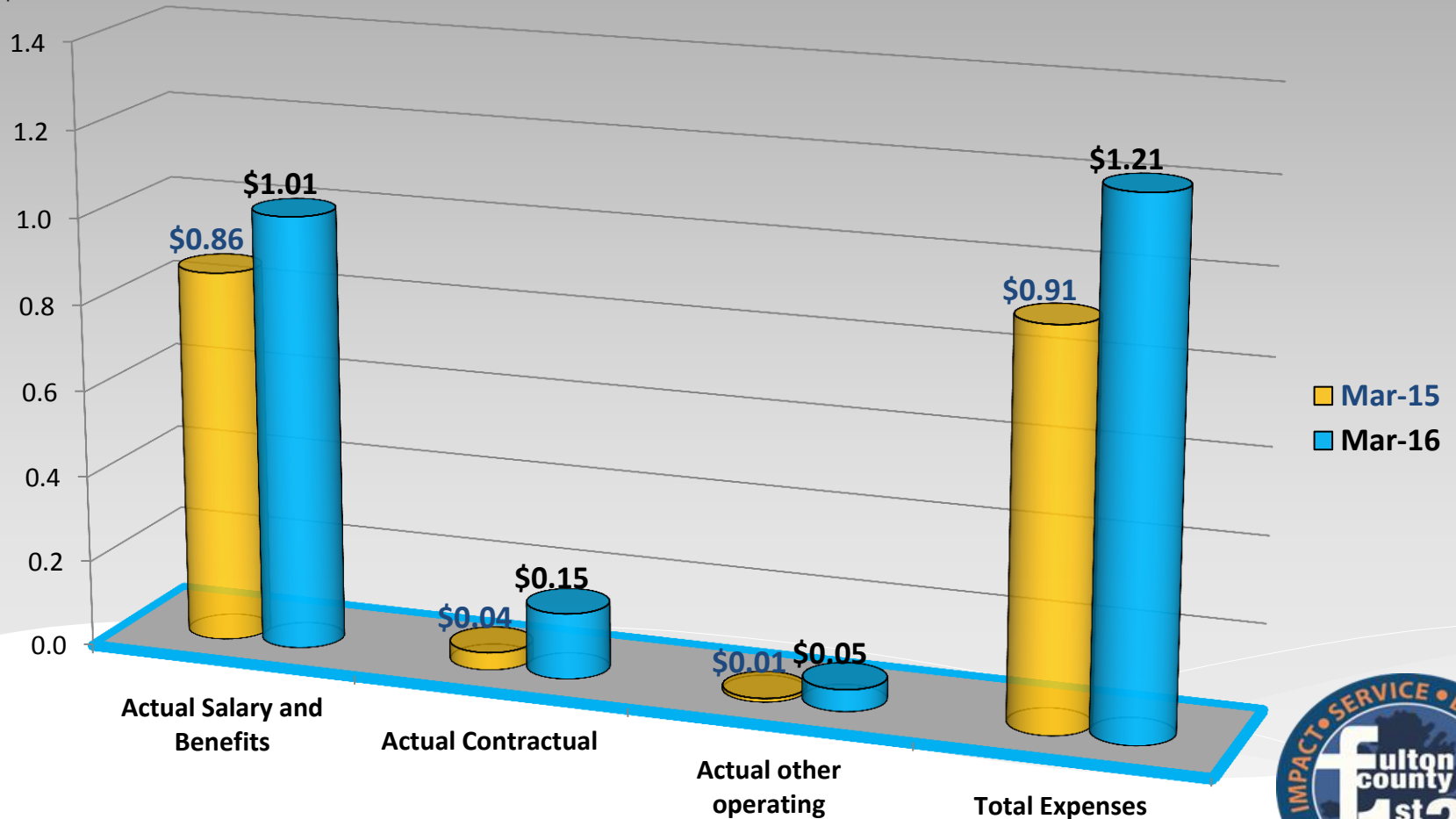
Unaudited, Cash Basis



# Emergency Services (E-911) Expenditures March YTD 2016

Unaudited, Cash Basis

In Mills \$





# Emergency Services (E-911) Revenues March YTD 2016

Unaudited, Cash Basis

In Mills \$

